



















LEGS, KNEES, AND FEET

FOOTPLATE COVERS					LEG HANGER CAPS
These pairs of peel and stick covers fit the Quantum 5 ½" x 11" foot plates.	These pairs of peel and stick covers fit the Permobil wheelchair foot plates.	Bolt-on cover with wood base fits standard adult footplates	Lightweight gel and foam cover with adhesive base fits standard adult footplates	Bolt-on center-mount footboard cover with wood base fits most manufacturers' regular size	Velcro® closure; covers all manufacturers' hangers when leg rest is not in use
					
5QFPC	5PFPC , 7PFPC	GFPC - 8" x 6"	GFPCA - 8" x 6"	GFPCS - 11" x 9"	LHC - 5½"






KNEE PROTECTOR BUTTONS					SMARTLEG™
For elevating leg rests; 4" Dia. x 1¼" thick	For elevating leg rests; 4" Dia. x 7⁄8" thick	For Swing Away footrests; 4" Dia. x 1¼" thick	For Swing Away footrests; 4" Dia. x 7⁄8" thick	For Bariatric Swing Away Legs	Knee protector pad and hardware; fits Invacare® Smartleg®
					
KBE	KBET	KBM	KBMT	KBMB - 8" x 6"	GKPSL

LEG WRAP	KNEE PROTECTOR WRAP	LEG PROTECTOR PAD	GEL LEG STRAP	HEEL LOOP COVER
70° Velcro® closure fits 60° to 80° swingaway footrests.	Velcro® – fits knee bend on rigid-frame manual chairs with ¾" to 1" tubing*	Pad and hardware; fits 7/8" or 1" tubing.	55" total length Velcro® Pull with Gel	Velcro® closure; three gel section design enhances fit
		 3 1/2 wide"		
LPW 2½" x 9½"	*KPR - ½" Gel - 3 oz.	FLGP10 - 10"	GLS26 - 3.5" x 26" GEL	HLC3
PLPW - fits tubing over 1" diameter"	*KPRT - ¼" Gel - 1½ oz.	FLGP12 - 12"	GLS32 - 4" x 32" GEL	
	KPRL - fits larger frames	FLGP14 - 14"	GLS36 - 4" x 36" GEL	






LEGS AND FEET (continued)				
GEL and FOAM CALF	CALF SUPPORT	CALF PANELS		STUMP SUPPORT
Gel and Foam Calf Pad; the best looking flat pads	Dimensional GEL pad, aluminum back, breathable cover, and curved side to side	Single piece with third strap to prevent downward slippage	Split panel allows use of Swing Away legs without removal	Curved ½" thick Dimensional GEL pad and nylon Lycra® cover
				
GCP 6" x 8"	PAD (also curves top to bottom) DGCP - 5½" x 7½"	GHS - fits 16" - 20" wide GHSP - fits 10" - 16" wide	GHS2 fits 16" - 20" wide GHSP2 fits 10" - 16" wide	67DSSP - 6" x 7½" 89DSSP - 8" x 9"
Bariatric GCPB 9" X 11"	TROUGH DGCT – 6 ¼" x 9 ¼"	GHSB - fits 20" - 24" wide GHSBX - fits 24" - 28" wide	GHSB2 fits 20" - 24" wide GHSBX2 fits 24" - 28" wide	







PADS						
HEADRESTS	LATERAL	STICK-ON WITH NEOPRENE NYLON COVER			NON-SKID	VELCRO®-ON
Curved Pad, Dimensional GEL, Removable Cover	Curved Oval Pad, Dimensional GEL Removable Cover	Egg Shape, Thickness .625"	Oval Shape, Thickness .375"	Elongated Oval Shape Thickness .375"	Movable, Non-Skid Thickness .375"	Covered Dimensional GEL Thickness .56"
						
55DGHP 5" x 5"	35DGLP 3" x 5"	ESP 2½" x 4½"	34SP 3" x 4"	1575SP 1½" x 7½"	34NSP 3" x 4"	35DVP 3" x 5"
77DGHP 7" x 7"	46DGLP 4" x 6"	SESP 1¼" x 3⅝"	48SP 4" x 8"	2075SP 2" x 7½"	48NSP 4" x 8"	44DVP 4" x 4"
510DGCP 5" x 10"	57DGLP 5" x 7"		412SP 4½" x 12"	2575SP 2½" x 7½"	412NSP 4½" x 12"	46DVP 4" x 6"
	67DGLP 6" x 7½"			2012SP 2" x 12"	ENSP 2 ⅝" x 4 ½"	57DVP 5" x 7"
	89DGLP 8" x 9"					67DVP 6 x 7"








ARM & PROTECTIVE PADS					
ARM REST PAD		TRACK MOUNT PROTECTIVE SURFACE		WATERFALL	PROTECTIVE GEL SURFACE
Bolt-on, wood base gel pad with neoprene nylon cover and plastic base guard		Wood base gel pad with LaBac®-style track mounting		Protective Surface with 2" waterfall; GEL pad; plastic guard; and LaBac® style track	GEL pad & cover compatible with LaBac® Modular Through
					
3 1/2 inch width	2 inch width	3 1/2 inch width	2 inch width	4 inch width	
310G - 10"	210G - 10"	310TMS - 10"	210TMS - 10"	410GWT - 10"	408GT 8"
312G - 12"	212G - 12"	312TMS - 12"	212TMS - 12"	412GWT - 12"	410GT 10"
314G - 14"	214G - 14"	314TMS - 14"	214TMS - 14"	414GWT - 14"	412GT 12"
316G - 16"		316TMS - 16"		416GWT - 16"	415GT 15"









PERMOBIL SLIPCOVERS WITH DIMENSIONAL GEL		ELBOW/ADDUCTOR			
Pad with Breathable cover slips over Permobil Foam Pad			GEL Pad & Cover Only	Universal Elbow Stop & Pad	Heavy Duty Bariatric/Hightone S for 10" & 12" L for 14" & 16"
		PADS			
DP2SC10 10"	DP3SC10 10"	3" X 4" Flat	AEP	UESF	HDESF S or L
DP2SC12 12"	DP3SC13 13"	4" x 4" Curved	DAEPC	UESC	HDESC S or L
DP2SC14 14"	DP3SC16 16"	3" x 5" Curved	35DAEPC	35UES	35HDES S or L
DP2SC16 16"	DP3SC18 18"	4" x 6" Curved	46DAEPC	46UES	46HDES S or L
		5" x 7" Curved	57DAEPC	57UES	57HDES S or L

TUBULAR ARM	GEL LINED ARM TROUGH		CUSTOM CONFIGURABLE GEL MODULAR TROUGH	TROUGH LINER
Lightweight Zip-on GEL neoprene cover	Hard shell, GEL Lined with track	GEL Trough Accessories	 <p>Configure this Gel Modular Trough System to meet YOUR client's unique need. 1,000 combinations – not counting available position changes. Contact Us to discuss options or receive a quote.</p> <p>A 16 options for Gel center piece -G, GT, GWT, TMS</p> <p>B First Gel Trough Side Available 10", 12", 14", Comes in 2" & 3 1/2" widths</p> <p>C Gel Elbow Stop 5 Pad sizes</p> <p>D Second Gel Trough Side Available 10", 12", 14", Comes in 2" & 3 1/2" widths</p>	Velcro® Closure; fits Otto Bock Troughs
				
TAC	GAT	THP ATP		OTLS 10" OTM 13" OTLL 19"

POLYURETHANE TROUGHS (GERMANY)					
Trough arm support 5" X 11"	Trough hand rest w anatomic handle - Left 8.5"	Trough hand rest w anatomic handle - Right 8.5"	Flat hand rest 4.5"W X 7"	360° turnable swivel - Outreach 17.5mm (3/4")	Additional support plate - Outreach 37.5mm (1 3/4")
					PUTSP Trough extension piece and screws - 2 3/4"
PUT11	PUTAHL	PUTAHR	PUTFH	PUTMH	PUTE

TOILET SEAT PADS		SEATBELT		SEAT BACK	
Dimensional GEL Split Front	Dimensional GEL Closed Front	Two-piece; slips onto 2" wide seat belts	Two-piece; Velcro® 2" wide seat belts	Stretch & Velcro® on; fits top of manual backs	Full GEL cover- slips over back
					
DTES - Split Elongated	DTR - Round	SBC 1 - 9", 1 - 12 1/2"	SBCV 1 - 9", 1 - 12 1/2"	BCC16 - 14" to 16"	GPSB14 - 13" to 14"
DTBS - Split Bariatric	DTE - Elongated	SBCP 2 - 9"	SBCVP 2 - 9"	BCC18 - 17" to 18"	GPSB16 - 15" to 16"
SRTGC - fits raised TS	DTB - Elongated Bariatric	SBCXL 2 - 12 1/2"	SBCVXL 2 - 12 1/2"	BCC20 - 19" to 20"	GPSB18 - 17" to 18"
					GPSB20 - 19" to 20"

GEL COVERS						
WALKER HANDLE	ROLLATOR HANDLE	CANE HANDLE	TUBE			STRAP COVER
Velcro® neoprene nylon cover	Zipper neoprene nylon cover	Velcro® neoprene nylon cover, for offset- style cane handles	Velcro® fits 3/4" to 1" tubing	Velcro® neoprene demi - tube wrap	Zippered fits up to 1 1/2"	Velcro® fits up to 2 1/2" & grommets
						
WHC5 - 5" WHC4 - 4"	RHC - 5"	CHC5 - 5" CHC4 - 4"	PTW6 - 6" PTW8 - 8"	HPW5 - 5" HPW4 - 4"	ZTC12 - 12"	GSC5 - 5" GSC8 - 8"

SHOWER CHAIRS	ELBOW SLEEVE	DRIVE HANDLE	CRUTCH		
Gel protectors for knee & arm	Sleeve with 4"x6" Dimensional GEL pad	Velcro® closure; fits T-handles and goalposts	Zippered closure; for forearm crutch grip handle, with 1/2" gel	Gel and Foam stretch-on fits top of all standard crutches (over existing foam)	Velcro® closure; for standard crutch handles
  					
KPRS LWPS TACS	46ESS 46ESM 46ESL	THC - 4"	FCZC - 5"	CTC	CRHC

Replacement covers available for Knee buttons, lateral pads, Permobil Slip covers, GT and GWT series as well as many others.